


**CY 2012 PHYSICAL PLAN**

BED No. 2

Department: <b>Department of the Interior and Local Government</b>			Agency/Bureau/Operating Unit: <b>Bureau of Jail Management and Penology</b>					<b>REMARKS / IMPLEMENTATION</b>		
<b>KEY OR MAJOR PROGRAMS/ PROJECTS</b>	<b>MAJOR FINAL OUTPUTS (MFO) / Performance Indicators (PIs)</b>	<b>PREVIOUS YEAR ACCOMPLISHMENT (CY 2011)</b>		<b>CY 2012 QUARTERLY TARGETS BY KEY RESULT AREAS (KRAs)</b>						
				<b>Just and Lasting Peace and Rule of Law</b>						
		<b>Physical</b>	<b>Financial</b>	<b>KRA 4</b>						
<b>(1)</b>	<b>(2)</b>			<b>1st</b>	<b>2nd</b>	<b>3rd</b>	<b>4th</b>	<b>TOTAL</b>	<b>(9)</b>	
<b>GENERAL ADMINISTRATION AND SUPPORT</b>	<b>General Administrative and Support Services</b>									
<b>SUPPORT TO OPERATIONS</b>	<b>GENERAL MANAGEMENT AND SUPERVISION</b>									
<b>OPERATIONS</b>	<b>MFO1</b>									
	<b>SAFEKEEPING SERVICES OF INMATES</b>									
	1. Ratio of escapees vis-à-vis total jail population	1 : 2,171 <small>ave. monthly pop. 65,135 (up to Nov only)</small>		1 : 2,000	1 : 2,000	1 : 2,000	1 : 2,000	1 : 2,000	1 : 2,000	ave. monthly pop. 65,165
	2. No. of facilities improved	30 escapees 180		28	29	29	29	115		Big jails are given priorities
	3. % of inmates released within the prescribed period to the total number of inmates due for release	100% of 32,069		9,200	9,200	9,200	9,200	36,800		
<b>SUPPORT TO OPERATIONS</b>	<b>MFO 2</b>									
<b>OPERATIONS</b>	<b>INMATES WELFARE AND DEVELOPMENT SERVICES</b>									
	1. % of district, city and municipal jails with separate cells for women inmates	2 jails		2 jails					2 jails	
	2. % of inmates provided with:									ave. monthly pop. 65,165
	- Paralegal Services	103%		100%	100%	100%	100%	100%	100%	
	- Spiritual Services	87%		100%	100%	100%	100%	100%	100%	
	- Medical/Dental Services	110%		100%	100%	100%	100%	100%	100%	
	- Livelihood Services	22%		20%	20%	20%	20%	20%	20%	
	- Formal/Non-formal Education	16%		10%	10%	10%	10%	10%	10%	
	- Physical Fitness and Recreation	86.24%		100%	100%	100%	100%	100%	100%	
	- Psychological Services	21%		5%	5%	5%	5%	5%	5%	
	3. Absence of Human Rights violations by BJMP personnel	100%		100%	100%	100%	100%	100%	100%	
	4. No. of contrabands confiscated:									
	- Money (amount)	334,375		zero	zero	zero	zero	zero	zero	
	- Cell phones	419		entry of	entry of	entry of	entry of	entry of	entry of	
	- Prohibited drugs (in grams)			contra-	contra-	contra-	contra-	contra-	contra-	
	- Shabu	455		band	band	band	band	band	band	
	- Marijuana	37		and	and	and	and	and	and	
	- Drug use paraphernalia	1,207		other	other	other	other	other	other	
	- Liquor (in ltrs)	82		similar	similar	similar	similar	similar	similar	
	- Deadly bladed/improvised weapons	13,367		items	items	items	items	items	items	
	- Others	53,145								
	(includes gadgets, electric appliances, etc.)									


Prepared by:

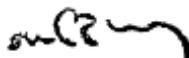
  
**MYRNA R. CUARES**  
 Planning Officer II  
 Directorate for Program Development  
 January 5, 2012




**ALFREDO SOLIBA JR**  
 Jail Chief Superintendent  
 Directorate for Program Development  
 January 5, 2012

Noted by:

  
**MILA FE E. COMIA**  
 Budget Officer V  
 Directorate for Comptrollership  
 January 5, 2012

  
**GILBERTO P. MARPURI, DSC**  
 Jail Chief Superintendent  
 Directorate for Comptrollership  
 January 5, 2012

Recommended by:

  
**ROSENDO M. DIAL, CESO III**  
 Jail Director  
 Chief, BJMP  
 January 5, 2012