



CY 2013 PHYSICAL PLAN

BED No. 2


Department: Department of the Interior and Local Government			Agency/Bureau/Operating Unit: Bureau of Jail Management and Penology					REMARKS / IMPLEMENTATION	
KEY OR MAJOR PROGRAMS/ PROJECTS (1)	MAJOR FINAL OUTPUTS (MFO) / Performance Indicators (PIs) (2)	PREVIOUS YEAR ACCOMPLISHMENT (CY 2012)		CY 2013 QUARTERLY TARGETS BY KEY RESULT AREAS (KRAs)					
		Just and Lasting Peace and Rule of Law							
		Physical	Financial	KRA 4			TOTAL		
		1st	2nd	3rd	4th	TOTAL	(9)		
OPERATIONS	A. OPERATIONS								
	MFO1 SAFEKEEPING AND DEVELOPMENT OF DISTRICT, CITY AND MUNICIPAL JAIL INMATES SERVICES								
	1. Percentage of Inmates provided with Inmates' Welfare and Development Services such as:								
	a. Livelihood services	79.29% of 70,034 (55,533)	22% of 72,393 (15,926)	22% of 72,393 (15,926)	22% of 72,393 (15,926)	22% of 72,393 (15,926)	22% of 72,393 (15,926)	Continuing	
	b. Alternative Learning System (ALS) / Non-formal education	36.36% of 70,034 (25,466)	12% of 72,393 (8,687)	12% of 72,393 (8,687)	12% of 72,393 (8,687)	12% of 72,393 (8,687)	12% of 72,393 (8,687)	Continuing	
	2. Percentage reduction of escape incident vis-à-vis jail population	16.67% reduction of escape incident vis-à-vis jail population (25 escape incidents)	14% reduction of escape incident vis-à-vis jail population (9 escape incidents)	14% reduction of escape incident vis-à-vis jail population (6 escape incidents)	14% reduction of escape incident vis-à-vis jail population (6 escape incidents)	14% reduction of escape incident vis-à-vis jail population (9 escape incidents)	14% reduction of escape incident vis-à-vis jail population (30 escape incidents)	Reduction is base on the 35 escape incidents of 2011	
	3. Percentage of inmates released within the prescribed period as against the total number of inmates due for release	100% of 33,987	100% of 7,000	100% of 7,000	100% of 7,000	100% of 6,000	100% of 27,000		
GENERAL ADMINISTRATION AND SUPPORT SERVICES (GASS)	1. Percentage of target personnel trained based on competency	100% of 1,501	80%	80%	80%	80%	80%		
SUPPORT TO OPERATIONS	1. Percentage of documents compliance with the provision of Transparency Seal (Section 93 of GAA of 2012) prepared within the prescribed period	100%	100%	100%	100%	100%	100%		


Prepared by:


MYRNA R. CUARES
 Chief, Plans Development Section
 Directorate for Program Development
 December 28, 2012



RENATO P. GACUTAN, DMD, MBA
 Jail Senior Superintendent
 Director for Program Development
 December 28, 2012

Noted by:


MIL FE E. COMIA
 Budget Officer V
 Directorate for Comptrollership
 December 28, 2012


ALFREDO D. SOLIBA JR
 Jail Chief Superintendent
 Director for Comptrollership
 December 28, 2012

Recommended by:


DIONY D. MAMARIL, CES (E)
 Jail Chief Superintendent
 Officer-in-Charge
 December 28, 2012