

PHYSICAL REPORT OF OPERATIONS
For the Period Ending September 30, 2016

Agency : BUREAU OF JAIL MANAGEMENT AND PENOLOGY

MFO/Performance Indicator	Annual Physical Target/Cost	Accomplishment/Cost	Variance Performance/Cost	REMARKS
MFO INMATES SAFEKEEPING AND DEVELOPMENT SERVICES ENHANCED				
Performance Indicators Percentage of Inmates Benefitting from Welfare and Development Services	80% of targeted beneficiaries	72.33%	7.67%	Spiritual services 111,753 Livelihood services 39,533 Educational services 43,833 Physical fitness & Recreation 92,151 Psychological services 109,407 Guidance and counseling 100,562 Health care services 114,456 Total ----- 611,695 17 = 87,385
Improve Safekeeping Efficiency	99.98%	99.99%	-0.01%	14 escapees 6 escapees still at large 9 escapees recovered 120,820 average monthly jail pop
Reduction in the number of escape incidents	6%	33.33%	-27.33%	7 escape incident
Percentage of Inmates Released within the Prescribed Period	100% of 35,650	100% of 13,399	100% of 22,251	a. RA 6036 (ROR) 261 b. PD 968 (Prob & Parol) 210 c. RA 9344 (Juvenile Law) 7 d. Release on Bail 4,342 e. Served Sentence 1,896 f. Dismissed/acquitted 4,051 g. Art. 29 (GCTA) 476 h. Transferred to other institution 2,156 Total ----- 13,399
Reduction in the number of jail incidents	10%	35.29%	-25.29%	12 jail disturbances

Prepared by:


RINCO T. MONTAUS
 Jail Senior Superintendent
 OIC, Directorate for Program Development


RUEL S. RIVERA
 Jail Chief Superintendent
 Director for Comptrollership

Approved by:

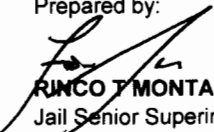

SERAFIN P. BARRETTO JR., CESO IV
 Jail Director
 Chief, BJMP


**PHYSICAL REPORT OF OPERATIONS
For the Period Ending June 30, 2016**

Agency : BUREAU OF JAIL MANAGEMENT AND PENOLOGY


MFO/Performance Indicator	Annual Physical Target/Cost	Accomplishment/Cost	Variance Performance/Cost	REMARKS
MFO INMATES SAFEKEEPING AND DEVELOPMENT SERVICES ENHANCED				
Performance Indicators Percentage of Inmates Benefitting from Welfare and Development Services	80% of targeted beneficiaries	71.17%	8.83%	Spiritual services 97,534 Livelihood services 44,108 Educational services 33,551 Physical fitness & Recreation 88,024 Psychological services 98,466 Guidance and counseling 87,560 Health care services 102,949 Total ----- 552,192 /7 = 78,885
Improve Safekeeping Efficiency	99.98%	99.99%	-0.01%	5 escapees 2 escapees still at large 3 escapees recovered 110,835 average monthly jail pop
Reduction in the number of escape incidents	6%	23.81%	-17.81%	5 escape incident
Percentage of Inmates Released within the Prescribed Period	100% of 35,650	100% of 10,781	100% of 24,869	a. RA 6036 (ROR) 203 b. PD 968 (Prob & Paro) 243 c. RA 9344 (Juvenile Law) 61 d. Release on Bail 4,343 e. Served Sentence 59 f. Dismissed/acquitted 3,825 g. Art. 29 (GCTA) 280 h. Transferred to other institution 1,767 Total ----- 10,781
Reduction in the number of jail incidents	10%	23.53%	-13.53%	8 jail disturbances

Prepared by:


RINCO T. MONTAUS
 Jail Senior Superintendent
 OIC, Directorate for Program Development


RUEL S. RIVERA
 Jail Chief Superintendent
 Director for Compliance

Approved by:


SERAFIN P. BARRETTO JR., CESO IV
 Jail Director
 Chief, BJMP


**PHYSICAL REPORT OF OPERATIONS
For the Period Ending March 31, 2016**

Agency : BUREAU OF JAIL MANAGEMENT AND PENOLOGY

MFO/Performance Indicator	Annual Physical Target/Cost	Accomplishment/Cost	Variance Performance/Cost	REMARKS
MFO INMATES SAFEKEEPING AND DEVELOPMENT SERVICES ENHANCED				
Performance Indicators Percentage of Inmates Benefitting from Welfare and Development Services	80% of targeted beneficiaries	72.51%	7.49%	Spiritual services 107,304 Livelihood services 40,213 Educational services 27,897 Physical fitness & Recreation 81,092 Psychological services 90,055 Guidance and counseling 88,812 Health care services 89,912 Total ----- 525,285 / 7 = 75,040
Improve Safekeeping Efficiency	99.98%	99.99%	-0.01%	7 escapees 0 escapees still at large 7 escapees recovered 103,464 average monthly jail pop
Reduction in the number of escape incidents	6%	23.81%	-17.81%	5 escape incident
Percentage of Inmates Released within the Prescribed Period	100% of 35,650	100% of 12,286	100% of 23,364	a. RA 6036 (ROR) 221 b. PD 968 (Prob & Paro) 205 c. RA 9344 (Juvenile Law) 36 d. Release on Bail 3,761 e. Served Sentence 1,287 f. Dismissed/acquitted 4,130 g. Art. 29 (GCTA) 727 h. Transferred to other institution 1,919 Total ----- 12,286
Reduction in the number of jail incidents	10%	50%	-40%	17 jail disturbances

Prepared by:


RINCO T. MONTAUS
 Jail Senior Superintendent
 OIC, Directorate for Program Development


RUEL S. RIVERA
 Jail Chief Superintendent
 Director for Comptrollership
 Page 1 of 1

Approved by:


SERAFIN P. BARRETTO JR, CESO IV
 Jail Director
 Chief, BJMP