

PPA IMPLEMENTATION MONITORING REPORT CY 2013

Office: BUREAU OF JAIL MANAGEMENT AND PENOLOGY

(1) MAJOR FINAL OUTPUT, PROGRAM/ACTIVITY/PROJECT (PAP), COMPONENT PROJECT/ACTIVITY	(2) PERFORMANCE INDICATORS	(3) TARGET FOR THE PERIOD	(4) PROGRAMMED AMOUNT	(5) ACTUAL ACCOMPLISHMENT	(6) AMOUNT DISBURSED		(7) PROBLEMS ENCOUNTERED	(8) REMARKS
					(6A) BJMP	(6B) OTHER SOURCES (Pls. Specity)		
MFO SAFEKEEPING AND DEVELOPMENT OF ALL DISTRICT, CITY AND MUNICIPAL JAIL INMATES SERVICES Project 1. SECURITY MANAGEMENT OF INMATES Activities: 1. Custodial Services 2. Escort Services 3. Security Inspections	PS		3,568,258,000.00					
	MOOE		2,068,011,000.00					
	CO		137,807,000.00					
	TOTAL		5,774,076,000.00					
				1,434,762,900.00				
	> Percentage of inmates secured	100%		99.89%				(256-182 due to Yolanda) 74 escapees
	> Percentage reduction of escape incident vis-à-vis jail total population	5%		7% increase				75 escapees still at large 181 escapees recovered (33-5 due to Yolanda) 28 escape incidents 43 jail disturbance
	> Percentage of escapees recovered	100%		70.70%				
	> Percentage of disturbances controlled	100%		100%				
	> Percentage of visitors searched upon entry to jails	547,957		100%				695,279
> No. of Custodial personnel	4,721		6,569					
> No. of inmates escorted for:								
a. court hearing	365,408		323,895					
b. medical treatment	59,556		6,976					
c. other legal purposes	18,280		9,198					
> No. of Escort personnel	2,076		2,487					
> No. of jail facilities inspected								
- RD & Staff	1,811		3,064					
- PA	932		24,867					
> No. of security lapses reported	60		45					
> No. of security lapses resolved	60		45					

MAJOR FINAL OUTPUT, PROGRAM/ACTIVITY/PROJECT (PAP), COMPONENT PROJECT/ACTIVITY (1)	PERFORMANCE INDICATORS (2)	TARGET FOR THE PERIOD (3)	PROGRAMMED AMOUNT (4)	ACTUAL ACCOMPLISHMENT (5)	AMOUNT DISBURSED (6)		PROBLEMS ENCOUNTERED (7)	REMARKS (8)
					BJMP (6A)	OTHER SOURCES (Pls. Specity) (6B)		
4. Greyhound Operation	> No. of Greyhound operation conducted	26,458		26,108				
	> No. of items confiscated (qty) after greyhound operation							
	a. Money (amount)			532,123.00 & \$440				
	b. Cell phones			608				
	c. Prohibited drugs (in grams)							
	- Shabu			6 gm & 263 sachets				
	- Marijuana			51 sticks, 16 sachet				
	d. Drug use paraphernalia			795				
	e. Liquor (in ltrs)			3				
	f. Deadly bladed/improvised weapons			7,631				
	g. Cigarettes			1,477 pck & 87 sticks				
	h. Others			28,721				
5. Intelligence Services	> No. of intelligence operation conducted	14,274		13,881				
	> No. of disturbances prevented due to intelligence report	872		194				
6. Human Rights & Anti-Sexual Harassment Campaign	> No. of human rights and sexual harassment campaign conducted	234		379				
	> No. of complaints received and investigated	12		14				
	> No. of HR desk established			44				
Project 2: JAIL DECONGESTION Activities:								
1. Release of qualified inmates	> No. of inmates released within the prescribed period to the total no. of inmates due for release							
	a. RA 6036 (ROR)	4,812		920				
	b. PD 968 (Prob & Paro)	1,732		764				
	c. RA 9344 (Juvenile Law)	76		1,535				
	d. Release on Bail	9,128		12,087				
	e. Served Sentence	5,600		5,715				
	f. Dismissed/acquitted	13,032		17,119				
	g. Art. 29 (GCTA)	48		13				
	> No. of sentenced prisoners transferred to other penal institutions	4,000		6,894				

MAJOR FINAL OUTPUT, PROGRAM/ACTIVITY/PROJECT (PAP), COMPONENT PROJECT/ACTIVITY (1)	PERFORMANCE INDICATORS (2)	TARGET FOR THE PERIOD (3)	PROGRAMMED AMOUNT (4)	ACTUAL ACCOMPLISHMENT (5)	AMOUNT DISBURSED (6)		PROBLEMS ENCOUNTERED (7)	REMARKS (8)
					BJMP (6A)	OTHER SOURCES (Pls. Specity) (6B)		
2. Paralegal Services	> No. of paralegal officers	443		1,768				
	> No. of volunteers			70				
	> No. of cases processed	38,612		146,643				
	> No. of Inmates released thru paralegal assistance	20,008		23,712				
Project 3 IMPROVEMENT AND MAINTENANCE OF JAIL FACILITIES & EQUIPMENT								
Activities:								
1. Maintenance of Facilities & Utilities	> No. of jails maintained:	1,027		1,130				
	- District jail	159		160				
	- City jail	102		103				
	- Municipal jail	717		807				
	- Female Dorm	47		49				
	- Other jail classification	2		11				
	> No. of district, city and municipal jails with separate cell for female & minor inmates	523		523				
	> No. of facilities maintained with:							
	- water supply	104		126				
	- electricity	157		160				
	- telephone/fax	151		111				
	> No. of offices rented	8		6				
2. Construction & repair of jail & office facilities	> No. of jail facilities constructed							
	- BJMP - funded	6		26				
	- LGUs/NGOS - funded	2		5				
	> No. of jail facilities improved							
	- BJMP - funded	78		126				
	- LGUs/NGOs - funded	5		61				
	> No. of offices repaired	4		23				
3. Repair & Maintenance of Jail & Office Equipment								
3.1 vehicles	> No. of vehicles repaired	769		237				
	> No. of vehicles maintained	216		228				
3.2 firearms	> No. of firearms repaired	196		1,598				
	> No. of firearms maintained	6,252		7,268				

MAJOR FINAL OUTPUT, PROGRAM/ACTIVITY/PROJECT (PAP), COMPONENT PROJECT/ACTIVITY (1)	PERFORMANCE INDICATORS (2)	TARGET FOR THE PERIOD (3)	PROGRAMMED AMOUNT (4)	ACTUAL ACCOMPLISHMENT (5)	AMOUNT DISBURSED (6)		PROBLEMS ENCOUNTERED (7)	REMARKS (8)
					BJMP (6A)	OTHER SOURCES (Pls. Specity) (6B)		
3.3 other equipment	> No. of office equipment repaired	468		554				
	> No. of office equipment maintained	5,099		5,099				
4. Procurement of equipment	> No. of items purchased							
	a. Firearms							
	- Short							
	- Long							
	b. Prisoners Van			35				
	c. Probatons							
	d. Handcuffs			4,599				
	e. Office Equipment							
	- Pedestal type server			1				
	- Desktop Computer			37				
	- Copier Machines			8				
	- Publicaddress system-audio equipment			1				
	- Generator			1				
	- Fax Machines			6				
	- CCTV System			1				
	- ID Card Printer			1				
	- Laptop			10				
	- Air Conditioning Unit			10				
	f. STAR Team Equip/Investigative Equip							
	- Handheld radio			175				
	- Gas masks			26				
	g. Others (medical equipment)			84				
5. Procurement of supplies and materials	> No. of supplies & materials procured	79,080		504,457				
Project 4 PROVISION FOR BASIC NEEDS		Ave. monthly jail pop		Ave. monthly jail pop				
Activities:								
1. Food subsistence	> No. of inmates provided with food	72,393		72,836				
	> No. of food monitoring conducted by Mess Council	10,640		37,057				
2. Additional food subsistence from other sources	> No. of inmates benefited	37,060		184,810				
	> No. of support groups	42		474				
3. Distribution of personal care/hygienic materials	> No. of inmates benefited	185,547		179,446				
4. Health care services	- Number of inmates provided with health care services:							
	a. Medical	127,124		168,299				
	b. Dental	30,974		58,369				
	c. Health Education	78,908		146,419				
	- Anti-Drug abuse campaign	12,255		21,519				

MAJOR FINAL OUTPUT, PROGRAM/ACTIVITY/PROJECT (PAP), COMPONENT PROJECT/ACTIVITY (1)	PERFORMANCE INDICATORS (2)	TARGET FOR THE PERIOD (3)	PROGRAMMED AMOUNT (4)	ACTUAL ACCOMPLISHMENT (5)	AMOUNT DISBURSED (6)		PROBLEMS ENCOUNTERED (7)	REMARKS (8)
					BJMP (6A)	OTHER SOURCES (Pls. Specity) (6B)		
Project 5 BEHAVIOR DEVELOPMENT								
Activities:								
1. Spiritual services	> Percentage of inmates benefited	100%		91.92%				
	> No. of religious activities conducted	11,512		17,159				
2. Livelihood services	> No. of inmates involved in livelihood projects	90,944		45,986				
	> No. of livelihood skills training conducted	588		1,628				
	> No. of livelihood projects implemented	1,349		1,021				
	> No. of support groups	95		1,264				
3. Educational services	> No. of inmates involved in literacy activities:							
	- non-formal/vocational education/ALS	13,168		17,195				
	- tutorial	1,523		8,008				
4. Guidance and counseling	> Percentage of inmates benefited	100%						
	> No. of guidance counseling conducted	9,928		17,587				
5. Physical fitness & recreational services	> Percentage of inmates involved in:							
	- Sports	100%		81.02%				
	- Recreational activities	100%		80.14%				
	> No. of activities conducted:							
	- Sports	6,820		29,029				
	- Recreational activities	7,272		26,389				
6. Therapeutic Community (TC) Modality	> No. of inmates benefited	62,208		88,034				
	> No. of jails with TC programs	256		227				


MAJOR FINAL OUTPUT, PROGRAM/ACTIVITY/PROJECT (PAP), COMPONENT PROJECT/ACTIVITY (1)	PERFORMANCE INDICATORS (2)	TARGET FOR THE PERIOD (3)	PROGRAMMED AMOUNT (4)	ACTUAL ACCOMPLISHMENT (5)	AMOUNT DISBURSED (6)		PROBLEMS ENCOUNTERED (7)	REMARKS (8)
					BJMP (6A)	OTHER SOURCES (Pls. Specity) (6B)		
Project 6 BJMP Greening Program Climate Change Adaptation and Mitigation in Jail Activities:								
1. Integration of Climate Change in Policy Formulation	> No. of policy formulated	1		21 2,085				
2. Building Adaptive Capacities of Inmates	> No. of capacity building conducted	41		30,745				
3. Formulation of Action Plan	> No. of action plan formulated > Tree planting activities > No. of trees planted > No. of personnel involved	1		73 24,325 11,738				
III. ADMINISTRATION AND GOVERNANCE Project 1 PROFESSIONALIZATION OF JAIL SERVICES Activities:								
1. Personnel inventory and training	> No. of personnel maintained > No. of personnel recruited a. Regular b. Attrition > No. of personnel involved in: - mandatory training / career courses - Moral Recovery Program a. Anti-Red Tape - in-house training/seminars a. STAR Team/Firing proficiency b. IT literacy c. Records Management d. Gun Safey e. Others - training/seminars sponsored by other agencies/NGOs - foreign training/seminars	9,980 500 64 896 120 203 40 40 320 728 99		10,481 500 265 1,015 383 236 120 158 250 4,310 735				
2. Personnel discipline	> No. of personnel investigated for administrative cases > No. of cases resolved > No. of personnel sanctioned	187 67 31		628 249 203				

MAJOR FINAL OUTPUT, PROGRAM/ACTIVITY/PROJECT (PAP), COMPONENT PROJECT/ACTIVITY (1)	PERFORMANCE INDICATORS (2)	TARGET FOR THE PERIOD (3)	PROGRAMMED AMOUNT (4)	ACTUAL ACCOMPLISHMENT (5)	AMOUNT DISBURSED (6)		PROBLEMS ENCOUNTERED (7)	REMARKS (8)
					BJMP (6A)	OTHER SOURCES (Pls. Specity) (6B)		
3. Establishment of Human Rights Desk	> No. of personnel subjected to random drug testing	730		1,287				
	> Absence of Human Rights violations	100%		100%				
	> No. of Human Rights Desk Maintained	254		1,016				
Project 2 PRODUCTIVITY ENHANCEMENT Activities:								
1. Jail Management Information System	> No. of personnels' 201 file updated	9,980		10,211				
	> No. of inmates' data base maintained (CARPETA)	92,140		137,960				
	> No. of websites maintained	17		25				
	> No. of complaints received and acted upon thru "E-text o E-call kay Hepe"	88		262				
2. Payment of claims	> No. of claims paid:							
	- Personal Services	3,207		10,557				
	- MOOE	1,757		4,564				
	- Retirement & pension benefits	300		208				
3. Management Audit	> No. of management audit conducted	137		225				
	> No. of deficiencies noted	32		87				
	> No. of deficiencies corrected	32		87				
Project 3 MANAGERIAL CAPABILITY BUILD-UP Activities:			34,625,800.00					
1. Management Conferences	> No. of management conferences conducted	72		524				
	> No. of policies/directives disseminated	1,698		2,453				
	> No. of issues/concerns resolved	500		505				


MAJOR FINAL OUTPUT, PROGRAM/ACTIVITY/PROJECT (PAP), COMPONENT PROJECT/ACTIVITY (1)	PERFORMANCE INDICATORS (2)	TARGET FOR THE PERIOD (3)	PROGRAMMED AMOUNT (4)	ACTUAL ACCOMPLISHMENT (5)	AMOUNT DISBURSED (6)		PROBLEMS ENCOUNTERED (7)	REMARKS (8)
					BJMP (6A)	OTHER SOURCES (Pls. Specify) (6B)		
2. Staff Inspections	> No. of staff inspections conducted	1,342		2,836				
	> No. of administrative deficiencies identified	84		388				
	> No. of administrative deficiencies corrected	84		373				
3. Information & Education	> No. of Jail Inspection & Education activities conducted	27,012		15,579				
	> No. of issues/concerns taken up	412		3,987				
4. Community Relations Service	> No. of media coverage							
	- press releases	162		368				
	- radio	50		291				
	- television	20		227				
	> No. of information dissemination of "Isumbong mo kay RD"			63				
5. Agency participation in National & Local Affairs	> No. of affairs attended							
	- National	154		299				
	- Local	208		483				
	> No. of linkages maintained	264		875				
6. Documentation of Accomplishments & Events	> No. of accomplishment reports submitted	1,053		1,935				
Project 4: MORALE & WELFARE OF PERSONNEL								
Activities:								
1. Promotion of personnel	> No. of personnel promoted	588		854				
2. Grant of awards, incentives & fringe benefits	> No. of personnel benefited							
	- awards	4,256		15,954				
	- others	4,632		17,818				


MAJOR FINAL OUTPUT, PROGRAM/ACTIVITY/PROJECT (PAP), COMPONENT PROJECT/ACTIVITY (1)	PERFORMANCE INDICATORS (2)	TARGET FOR THE PERIOD (3)	PROGRAMMED AMOUNT (4)	ACTUAL ACCOMPLISHMENT (5)	AMOUNT DISBURSED (6)		PROBLEMS ENCOUNTERED (7)	REMARKS (8)
					BJMP (6A)	OTHER SOURCES (Pls. Specity) (6B)		
Project 5: PLANS & PROGRAMS DEVELOPMENT Activities: 1. Conduct of research studies	> No. of research studies completed	10		11				
	> No. of data gathering/survey conducted	80		40				
2. Formulation of Plans/Policies	> No. of Plans/Policies developed	27		30				
	> No. of COPP maintained	1		16				
3. Conduct of program evaluation and monitoring	> No. of evaluation and monitoring activities conducted	74		273				

Prepared by:



MYRNA R. CUARES
 Planning Officer II
 Chief, Plans Development Section


ALFREDO D. SOLIBA JR
 Jail Chief Superintendent
 Director for Comptrollership


RENATO P. SACUTAN, DMD, MBA
 Jail Chief Superintendent (DSC)
 Director for Program Development


MILAIFE E. COMIA
 Budget Officer V
 Chief, Budget & Fiscal Division

Approved by:


DIONY D. MAMARIL, CES (E)
 Jail Chief Superintendent
 Officer-in-Charge